








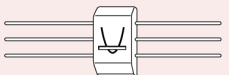
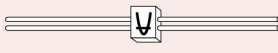
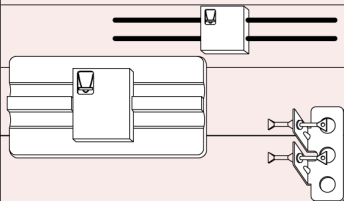


4

Gage terminals and other accessories

A gage terminal is applied to the connection between a strain gage and leadwire to protect the gage leads. It prevents the strain gage from receiving force and the gage leads from breaking or peeling off if the leadwire is pulled to some extent.

Gage Terminals

| | Model | Dimensions (mm) (W x L x t) | Base Material | Conductor Material | Q'ty per Pack | Operating Temperature Range (°C) | Recom- mended Adhesive | Remarks | |
|---|---|--|--|---|----------------------------------|--|--|----------------------------------|--|
| Foil type |  | T-F2 | 5-pole 13 x 55 x 0.1 1-pole 13 x 11 x 0.1 | Glass epoxy | Copper foil | 20 sheets (5 poles/ sheet) | -196 to 120 | CC-33A EP-18 | |
| |  | T-F3 | 5-pole 13 x 65 x 0.1 1-pole 13 x 13 x 0.1 | Glass epoxy | Copper foil | 20 sheets (5 poles/ sheet) | -196 to 120 | CC-33A EP-18 | For 3-wire system |
| | | T-F13 | 5-pole 13 x 65 x 0.15 1-pole 13 x 13 x 0.15 | Glass epoxy + double-coated adhesive tape | | | -30 to 50 | Not required | Self-bonding |
| |  | T-F7 | 5-pole 6 x 25 x 0.1 1-pole 6 x 5 x 0.1 | Glass epoxy | Copper foil | 20 sheets (5 poles/ sheet) | -196 to 120 | CC-33A EP-18 | Compact |
| | | T-F17 | 5-pole 6 x 25 x 0.15 1-pole 6 x 5 x 0.15 | Glass epoxy + double-coated adhesive tape | | | -30 to 50 | Not required | Self-bonding |
| |  | T-F8 | 5-pole 4 x 30 x 0.1 1-pole 4 x 6 x 0.1 | Glass epoxy | Copper foil | 20 sheets (5 poles/ sheet) | -196 to 120 | CC-33A EP-18 | |
| |  | T-F10 | 15 x 50 x 0.1 | Glass epoxy | Copper foil | 10 sheets | -196 to 120 | CC-33A EP-18 | Mainly for 5-element gages |
| |  | T-F23 | 5-pole 14 x 55 x 0.1 1-pole 14 x 11 x 0.1 | Polyimide | Copper foil | 20 sheets (5 poles/ sheet) | -196 to 200, -196 to 120 with CC-33A | CC-33A EP-34B | For high temperature: compact |
| | | T-F24 | 5-pole 9 x 40 x 0.1 1-pole 9 x 8 x 0.1 | | | | | | |
| | | T-F25 | 5-pole 6 x 25 x 0.1 1-pole 6 x 5 x 0.1 | | | | | | |
|  | T-F26 | 5-pole 14 x 55 x 0.1 1-pole 14 x 11 x 0.1 | Polyimide | Copper foil | 20 sheets (5 poles/ sheet) | -196 to 350 | PI-32 | For high temperature | |
| | T-F27 | 5-pole 9 x 40 x 0.1 1-pole 9 x 8 x 0.1 | | | | | | | |
| | T-F28 | 5-pole 6 x 25 x 0.1 1-pole 6 x 5 x 0.1 | | | | | | | |
| Mold type |  | T-P1 | 14 x 10 x 4 | Styrene | Tin-plated copper wire | 20 pieces | -30 to 80 | CC-33A | |
| | | T-P4 | 14 x 10 x 4.5 | Styrene + double-coated adhesive tape | | | -30 to 50 | Not required | Self-bonding |
| |  | T-P5 | 6 x 6 x 2 | ABS | Tin-plated copper wire | 20 pieces | -30 to 120 | CC-33A | Compact |
| | | T-P6 | 6 x 6 x 2.5 | ABS + double-coated adhesive tape | | | -30 to 50 | Not required | Self-bonding |
| |  | T-P7 | 15 x 10 x 4 | ABS | Tin-plated copper wire | 20 pieces | -30 to 80 | CC-33A | For 3-wire system |
| | | T-P8 | 15 x 10 x 4.5 | ABS + double-coated adhesive tape | | | -30 to 50 | Not required | Self-bonding |
| |  | T-P9 | 6 x 5 x 4 | Heat-resistant styrene | Tin-plated copper wire | 40 pieces | -30 to 90 | CC-33A | Compact |
| | | T-P10 | 6 x 5 x 6 | Heat-resistant styrene + rubber | | | | | Rubber on the rear |
| |  | T-R9 | 10 x 10 x 5 | Neoprene rubber | Tin-plated copper wire | 20 pieces | -30 to 80 | CC-33A | For large strain |
| | | T-R10 | 15 x 30 x 6 | Neoprene rubber | Tin-plated copper wire | 20 pieces | -10 to 80 | CC-33A | With lead contact preventing plate |
| T-H11 | | 7 x 20 x 8 | Stainless steel + silicic acid glass | Kobar | 10 pieces | Room temperature to 300 | Welding | For high- temperature gage | |

■ Coating Agents



● Coating Agents

Coating agents are applied to gages and gage terminals to prevent gages from adsorbing moisture in outdoor or long-term measurement.

◎ : Excellent
○ : Somewhat excellent
△ : Somewhat inferior
× : Inferior

| Model | C-1B | C-4 | C-5 | AK-22 | VMTAP | ARALDITE-T,-C | HAMATITE-Y | KE-4898W |
|--------------------------|---|---|--|---|--|---|--|--------------------------------------|
| Type | Hot-melt type | Hot-melt type | Rubber solvent type | Special clay | Press-fitting rubber type | 2-liquid type (1:1) | Rubber solvent type | Silicon solvent type |
| Operating Temp. Range | -30 to 40°C | -50 to 60°C | -269 to 60°C | -196 to 170°C | -30 to 80°C | -50 to 100°C | -20 to 70°C | -50 to 200°C |
| Curing Requirements | Heat-melted & cured at room temp. | Heat-melted & cured at room temp. | Melted & dried at room temp. 12 hrs. | Press-fitted | Press-fitted | 24 hours at room temp. | Melted & dried at room temp. 12 hrs. | Melted & dried at room temp. 12 hrs. |
| Moisture/Water-proofness | ◎ | ◎ | ◎ | ◎ | ○ | △ | ○ | △ |
| Mechanical Protection | △ | △ | △ | △ | △ | ◎ | △ | △ |
| Oil Resistance | △ | △ | △ | △ | △ | ○ | △ | △ |
| Alcohol Resistance | ○ | ○ | ○ | ○ | ○ | ○ | ○ | ○ |
| Toluene Resistance | × | × | × | × | × | ○ | × | × |
| Alkalescent Resistance | ○ | ○ | ○ | ○ | ○ | ○ | △ | △ |
| Weak-acid Resistance | ○ | ○ | ○ | ○ | ○ | ○ | △ | △ |
| Content | 500g | 500g | 100g | 500g | 38mm x 6m | T: 170g C: 1.8kg | 1.5kg | 100g |
| Material | Paraffin wax | Microcrystalline wax | Butyl rubber | Butyl rubber + inorganic additive | Butyl rubber | Epoxy | Chloroprene rubber | Silicon |
| Color | White | White | Light yellow | Dark green | Black | Main agent: Light milk white Curing agent: Light yellow | Black | Milk white |
| Features | Can be applied with a brush after melting through heating. Suitable for underlayer of multilayer coating. | Excellent cohesiveness makes it suitable for application to wall surface. | Minimal restriction in ultra-low temperature applications. | The clay-like shape ensures easy coating work. Operating temp. range is wide. | The tape shape facilitates coating work. | Highly effective mechanical protection makes it suitable for upper layer of multilayer coating. | Suitable for final finish of multilayer coating. | Highly heat-resistant coating agent. |

When using, read the attached Instruction Manual carefully.

■ Accessories for High-temperature Gages



● HTG Series Accessories for High-temperature Gages

| Description | Model | Specifications | Q'ty |
|----------------------------------|------------|--|-------------------|
| High-temperature solder | HTG-S | Fusion temperature: 304 to 365°C Maximum operating temperature: 350°C | 40cm long bar x 2 |
| Flux for high-temperature solder | HTG-S-F | Ingredients: Inorganic acid + alcohol | 20mL |
| Heat-resistant glass tube | HTG-G-TUBE | Inner diameter: 1.5mm Length: 1m | 10 pieces |
| Heat-resistant Teflon tape | HTG-T-TAPE | Heat resistance: 200°C Width: 12.7mm | 32.9m long |
| Heat-resistant glass tape | HTG-G-TAPE | Heat resistance: 350°C Width: 25mm | 33m long |

Note: The maximum operating temperature of 350°C for the high-temperature solder and the heat resistance of 350°C for the heat-resistant glass tape apply to a short-term operation.