

## Non-magneto-resistive Gages

# KFS

■ Types, lengths and codes of leadwire cables pre-attached to KFS gages

Type	Vinyl-coated low-noise 3-wire cable
Length	J1
15 cm	J15C3
30	J30C3
50	J50C3
1 m	J1M3
2	J2M3
3	J3M3
4	J4M3
5	J5M3
6	J6M3
8	J8M3
10	J10M3
15	J15M3
20	J20M3
30 m	J30M3
Opng. temp. range	-10 to 80°C
Remarks	L-13

- Applicable Linear Expansion Coefficients 11, 16, 23
- Self-temperature-compensation Range 10 to 100°C






Applicable Adhesives and Operating Temperature Ranges

PC-6: -196 to 150°C  
CC-33A: -196 to 120°C

### ■ Shielded Foil Strain Gages

The KFS gages are shielded by the copper foil covering the whole body. Thus, if a large current flows to or around the gage bonding site, noise is prevented from entering the measuring circuit.

## KFS Gages ● Uniaxial 120Ω/Uniaxial 350Ω

Pattern	Leadwire Cable - Type and Shape	Operating Temp. Range	Leadwire Length	Model
 <p>Vinyl-coated low-noise 3-wire cable L-13</p> <p><b>KFS-5-120-J1-11</b> 16 23</p> <p>Uniaxial</p> <ul style="list-style-type: none"> <li>● Gage Factor Approx. 2.1</li> <li>● Base Size 15 x 10 mm</li> <li>● Gage Length 5 mm</li> <li>● Gage Resistance 120Ω</li> <li>● Pieces per Pack 10</li> </ul>	 <p>2 polyester-coated copper wires</p>	-10 to 80°C	1m	KFS-5-120-J1-11 J1M3
			3m	KFS-5-120-J1-11 J3M3
			5m	KFS-5-120-J1-11 J5M3
	 <p>Vinyl-coated low-noise 3-wire cable L-13</p> <p><b>KFS-5-350-J1-11</b> 16 23</p> <p>Uniaxial</p> <ul style="list-style-type: none"> <li>● Gage Factor Approx. 2.0</li> <li>● Base Size 17 x 16 mm</li> <li>● Gage Length 5 mm</li> <li>● Gage Resistance 350Ω</li> <li>● Pieces per Pack 10</li> </ul>	 <p>2 polyester-coated copper wires</p>	-10 to 80°C	1m
3m				KFS-5-350-J1-11 J3M3
5m				KFS-5-350-J1-11 J5M3
		 <p>2 polyester-coated copper wires</p>	-196 to 150°C	25mm